

# B.Sc (Honours) Practical Examination 2022-2023

## Department of Zoology

Semester-V

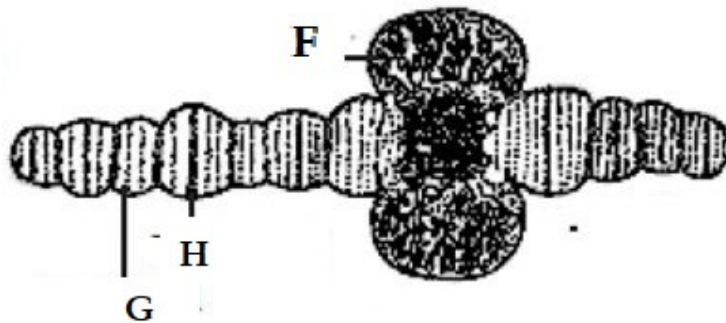
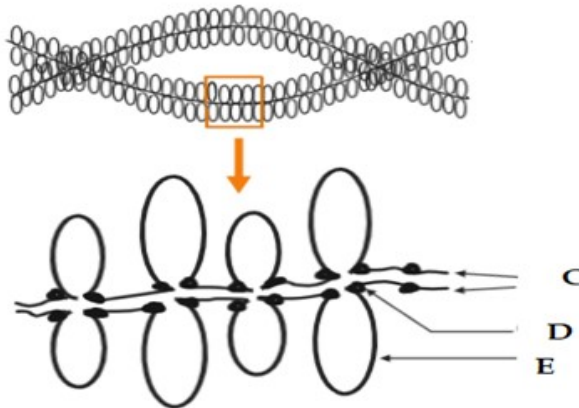
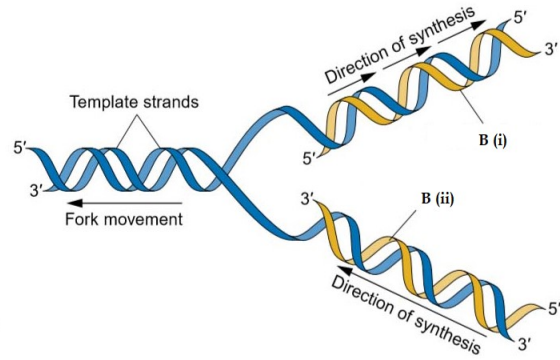
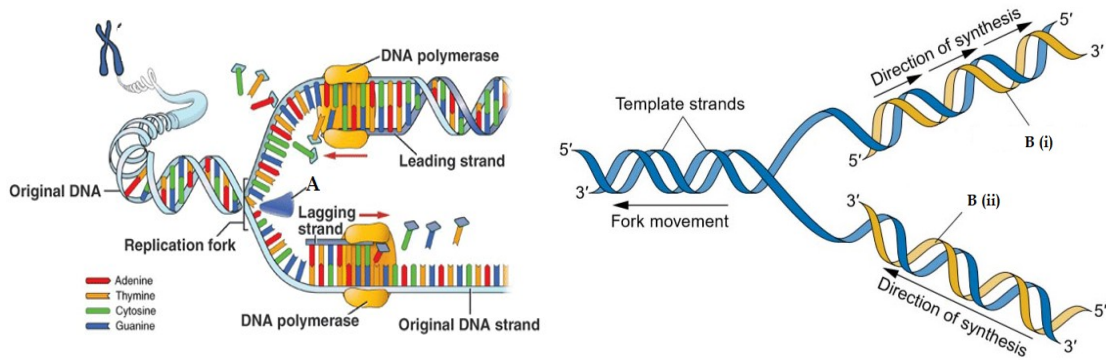
Paper: CC-11 (Molecular Biology)

Full Marks: 20

Time: 2 hours

Roll no: 200341000005

1. Level the following two diagrams [A,B(i), B(ii), C, D, E, G,H] (Write with only number in answer script do not need to draw) (4)



[P.T.O]

2. Write two distinct features of Polytene and Lampbrush Chromosome? 2+2
3. Describe the principle and reagent required for isolation and quantification of genomic DNA using Spectrophotometer (A<sub>260</sub> measurement)? 4
4. What is antibiotic disc? 2
5. Describe the procedure of quantitative estimation of DNA by Spectrophotometric method? 2
6. Describe the procedure of slant and stab with suitable diagram?2
7. Lab notebook 2

B.Sc (Honours) Practical Examination 2022-2023

Department of Zoology

Semester-V

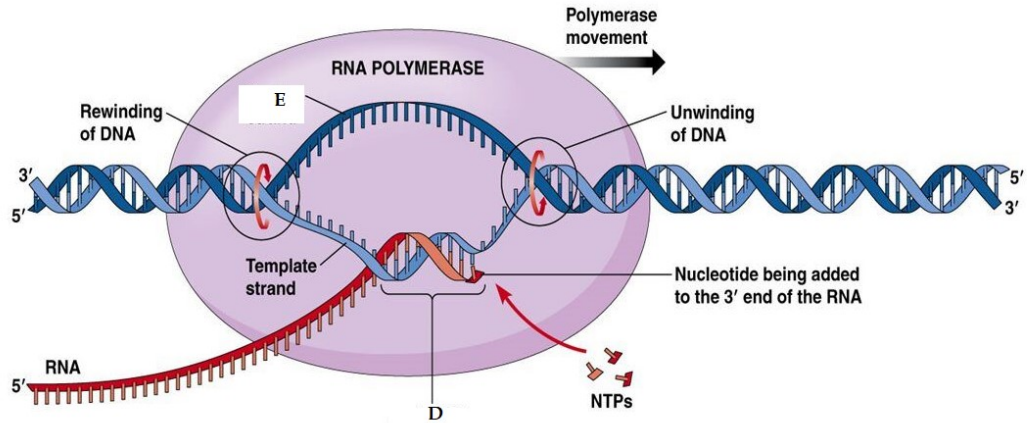
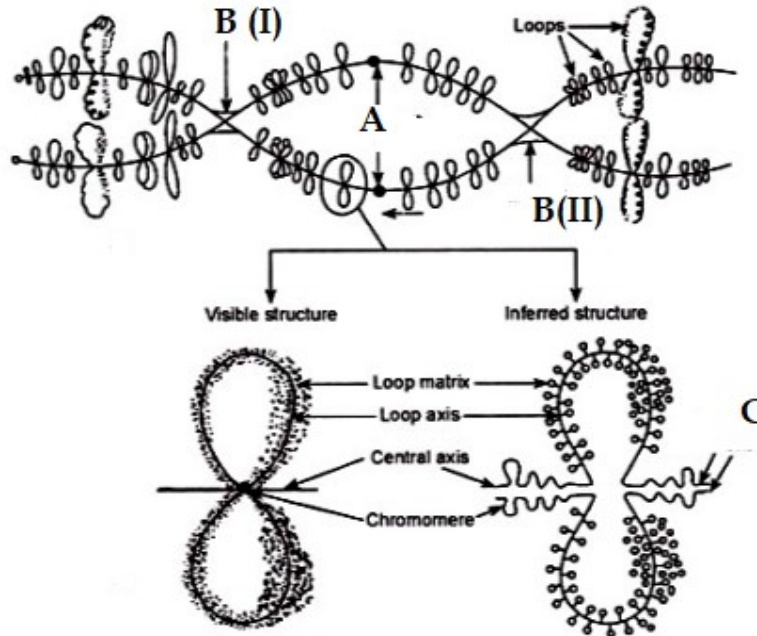
Paper: CC-11 (Molecular Biology)

Full Marks: 20

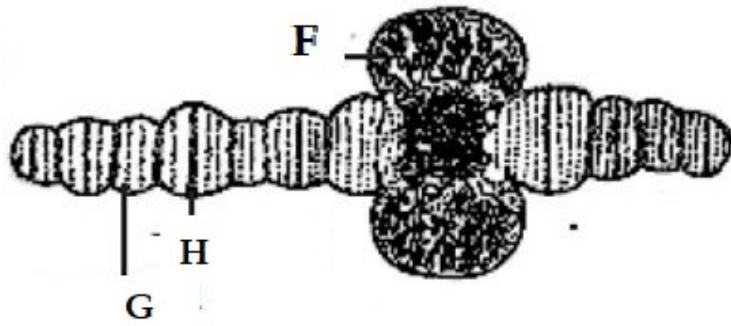
Time: 2 hours

Roll no: 200341000017

1) Level the following two diagrams [A,B(i), B(ii), C, D, E, G,H] (Write with only number in answer script do not need to draw) (4)



[P.T.O]



- 2) Write two distinct features of Polytene and Lampbrush Chromosome? 2+2
- 3) Describe the principle and reagent required for isolation and quantification of genomic DNA using Spectrophotometer (A<sub>260</sub> measurement)? 4
- 4) What is antibiotic disc? 2
- 5) Describe the procedure of quantitative estimation of DNA by Spectrophotometric method? 2
- 6) Describe the procedure of slant and stab with suitable diagram? 2
- 7) Lab notebook 2

B.Sc (Honours) Practical Examination 2022-2023

Department of Zoology

Semester-V

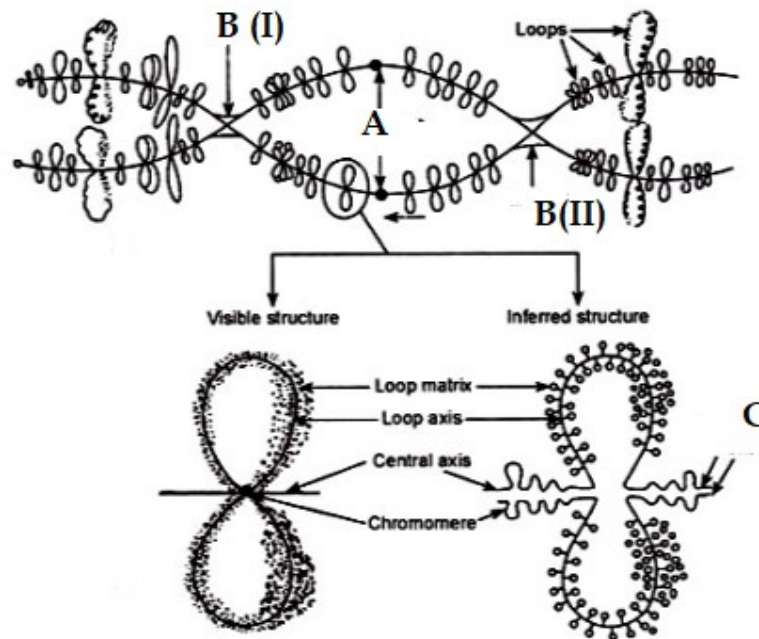
Paper: CC-11 (Molecular Biology)

Full Marks: 20


Time: 2 hours

Roll no: 200341000003

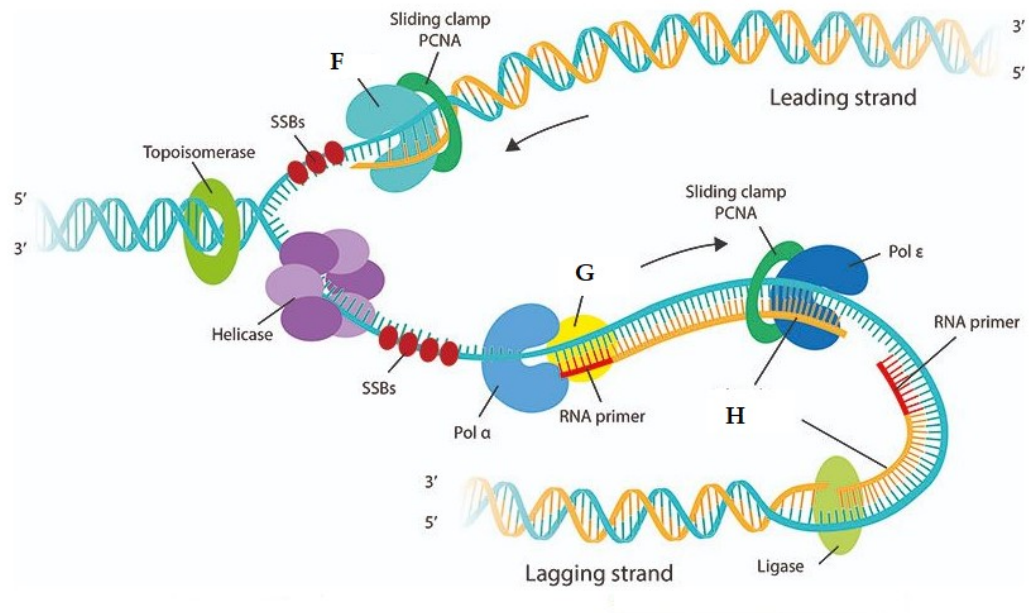
- 1) Level the following two diagrams [A,B(i), B(ii), C, D, E, G,H] (Write with only number in answer script do not need to draw) (4)



D



[P.T.O]



- 2) Write two distinct features of Polytene and Lampbrush Chromosome? 2+2
- 3) Describe the principle and reagent required for isolation and quantification of genomic DNA using Spectrophotometer (A<sub>260</sub> measurement)? 4
- 4) What is antibiotic disc? 2
- 5) Describe the procedure of quantitative estimation of DNA by Spectrophotometric method? 2
- 6) Describe the procedure of slant and stab with suitable diagram? 2
- 7) Lab notebook 2

# B.Sc (Honours) Practical Examination 2022-2023

## Department of Zoology

Semester-V

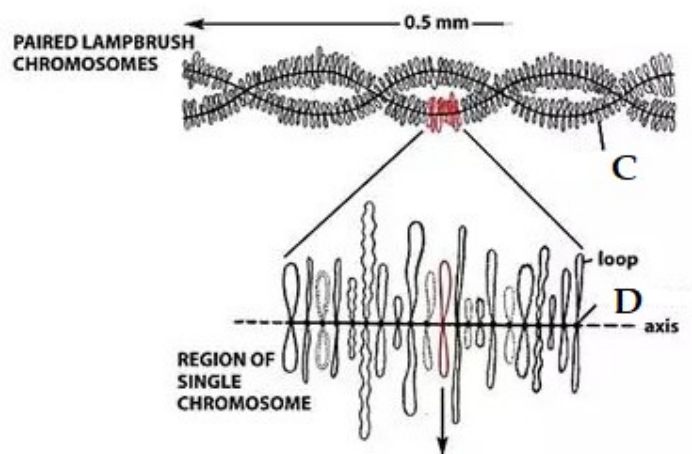
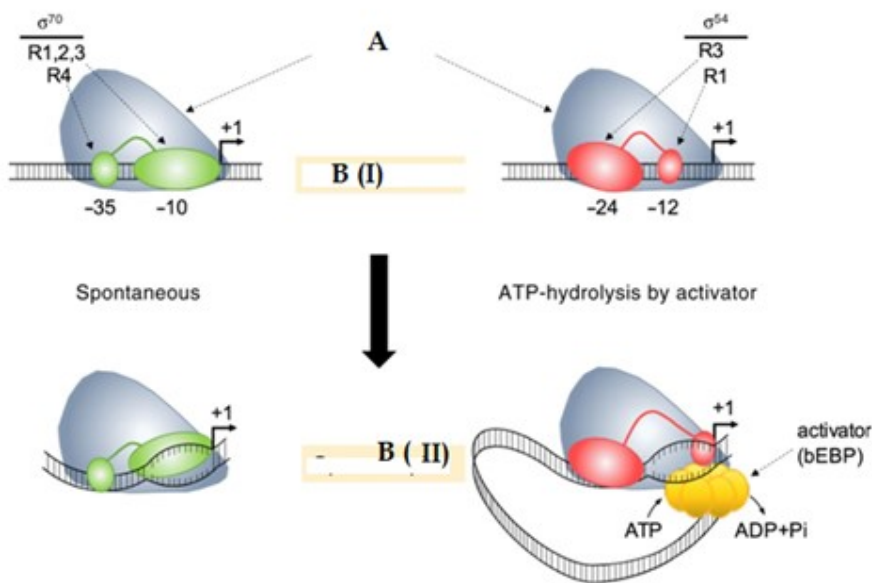
Paper: CC-11 (Molecular Biology)

Full Marks: 20

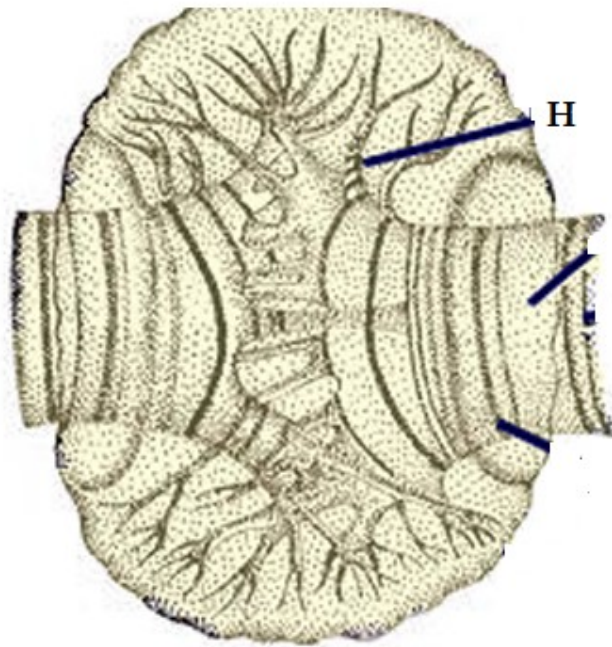
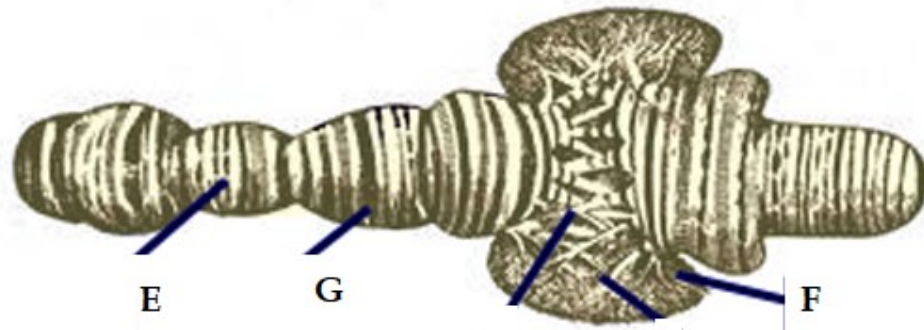
Time: 2 hours

Roll no: 2003410000019

- 1) Level the following two diagrams [A,B(i), B(ii), C, D, E, G,H] (Write with only number in answer script do not need to draw) (4)



[P.T.O]



- 2) Write two distinct features of Polytene and Lampbrush Chromosome? 2+2
- 3) Describe the principle and reagent required for isolation and quantification of genomic DNA using Spectrophotometer (A<sub>260</sub> measurement)? 4
- 4) What is antibiotic disc? 2
- 5) Describe the procedure of quantitative estimation of DNA by Spectrophotometric method? 2
- 6) Describe the procedure of slant and stab with suitable diagram? 2
- 7) Lab notebook 2



B.Sc (Honours) Practical Examination 2022-2023

Department of Zoology

Semester-V

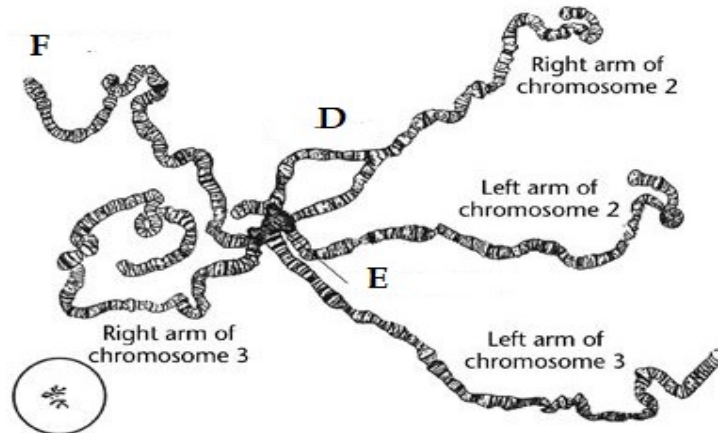
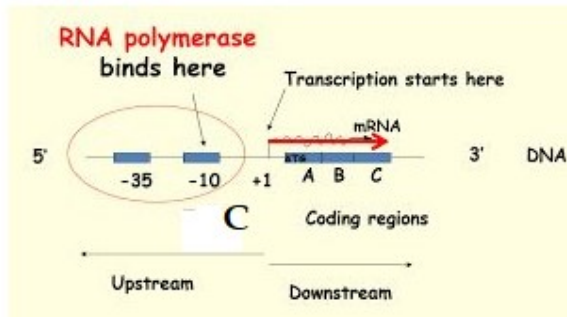
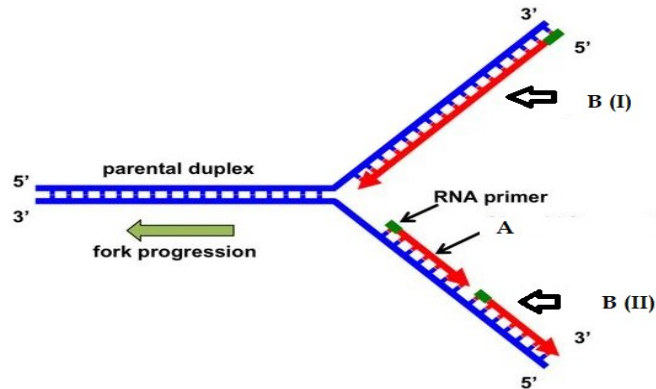
Paper: CC-11 (Molecular Biology)

Full Marks: 20

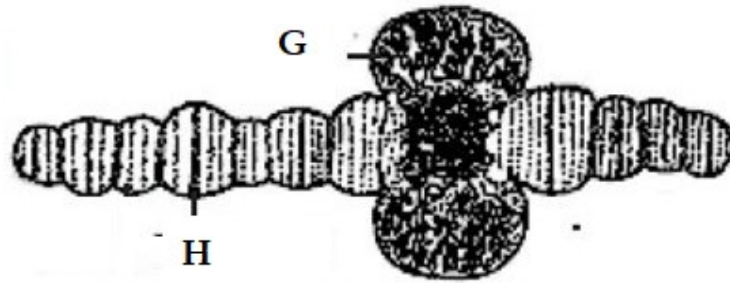
Time: 2 hours

Roll no: 200341000022

- 1) Level the following two diagrams [A,B(i), B(ii), C, D, E, G,H] (Write with only number in answer script do not need to draw) (4)



[P.T.O]



- 2) Write two distinct features of Polytene and Lampbrush Chromosome? 2+2
- 3) Describe the principle and reagent required for isolation and quantification of genomic DNA using Spectrophotometer (A<sub>260</sub> measurement)? 4
- 4) What is antibiotic disc? 2
- 5) Describe the procedure of quantitative estimation of DNA by Spectrophotometric method? 2
- 6) Describe the procedure of slant and stab with suitable diagram? 2
- 7) Lab notebook 2

# B.Sc (Honours) Practical Examination 2022-2023

## Department of Zoology

Semester-V

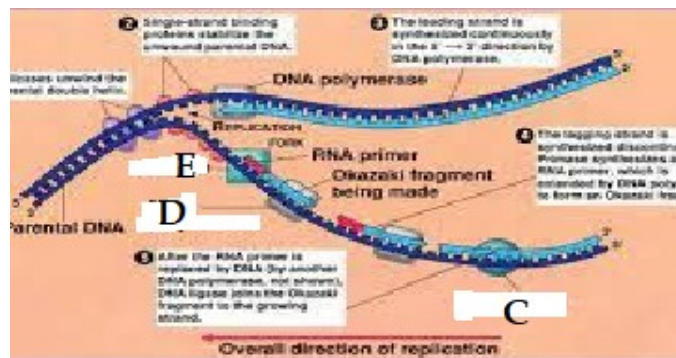
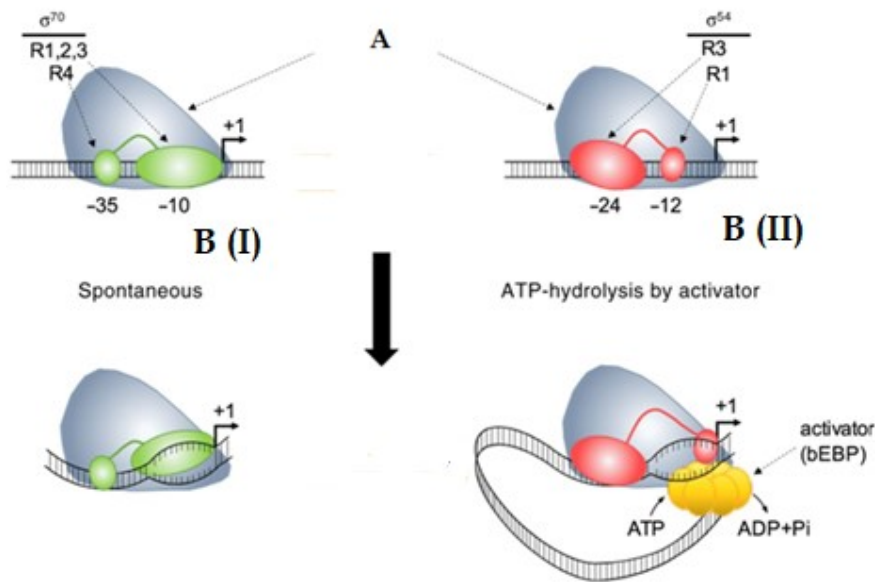
Paper: CC-11 (Molecular Biology)

Full Marks: 20

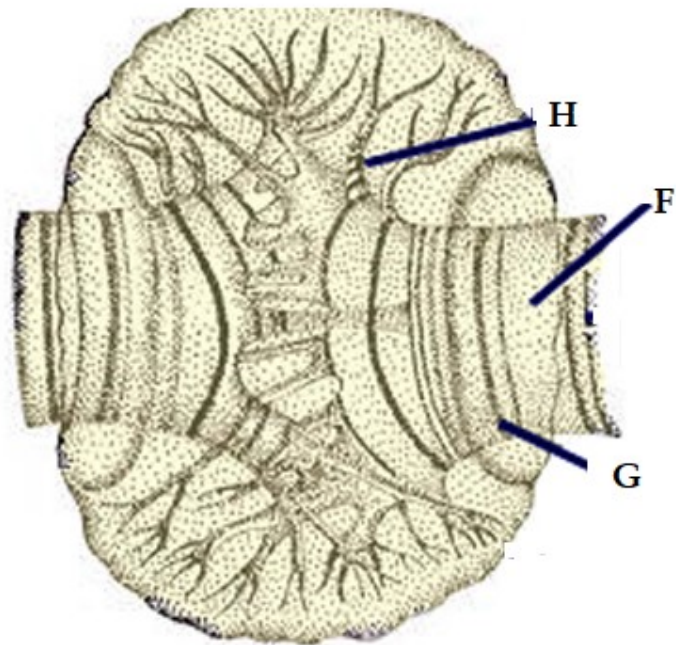
Time: 2 hours

Roll no: 200341000025

- 1) Level the following two diagrams [A,B(i), B(ii), C, D, E, G,H] (Write with only number in answer script do not need to draw) (4)



[P.T.O]



- 2) Write two distinct features of Polytene and Lampbrush Chromosome? 2+2
- 3) Describe the principle and reagent required for isolation and quantification of genomic DNA using Spectrophotometer (A<sub>260</sub> measurement)? 4
- 4) What is antibiotic disc? 2
- 5) Describe the procedure of quantitative estimation of DNA by Spectrophotometric method? 2
- 6) Describe the procedure of slant and stab with suitable diagram? 2
- 7) Lab notebook 2

**B.Sc (Honours) Practical Examination 2022-2023**

**Department of Zoology**

Semester-V

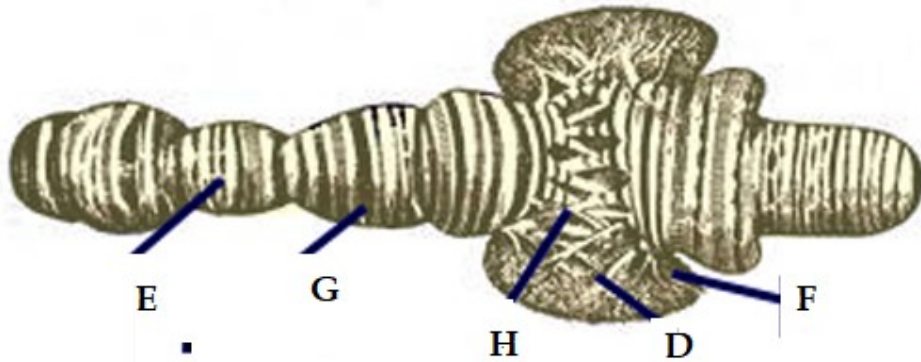
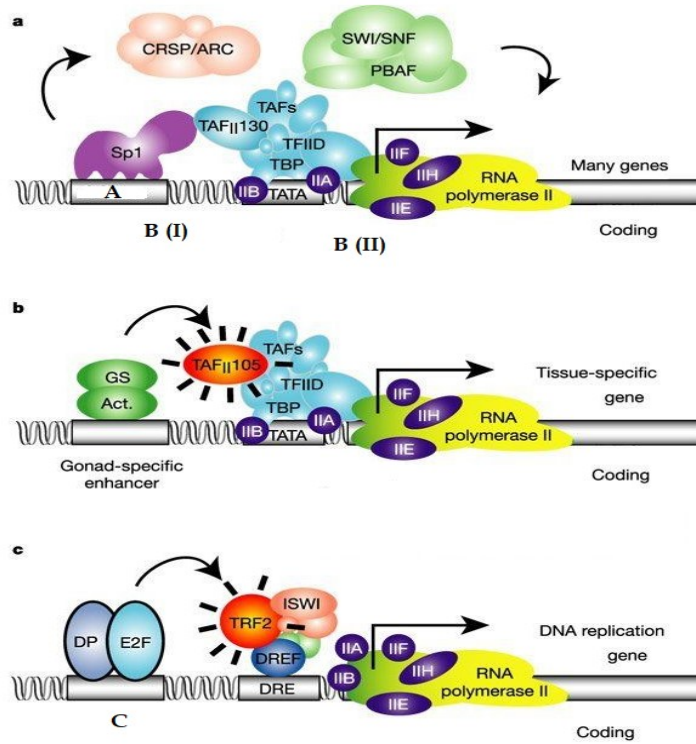
Paper: CC-11 (Molecular Biology)

Full Marks: 20

Time: 2 hours

Roll no: 200341000024

- 1) Level the following two diagrams [A,B(i), B(ii), C, D, E, G,H] (Write with only number in answer script do not need to draw) (4)



[P.T.O]

- 2) Write two distinct features of Polytene and Lampbrush Chromosome? 2+2
- 3) Describe the principle and reagent required for isolation and quantification of genomic DNA using Spectrophotometer (A<sub>260</sub> measurement)? 4
- 4) What is antibiotic disc? 2
- 5) Describe the procedure of quantitative estimation of DNA by Spectrophotometric method? 2
- 6) Describe the procedure of slant and stab with suitable diagram? 2
- 7) Lab notebook 2

# B.Sc (Honours) Practical Examination 2022-2023

## Department of Zoology

Semester-V

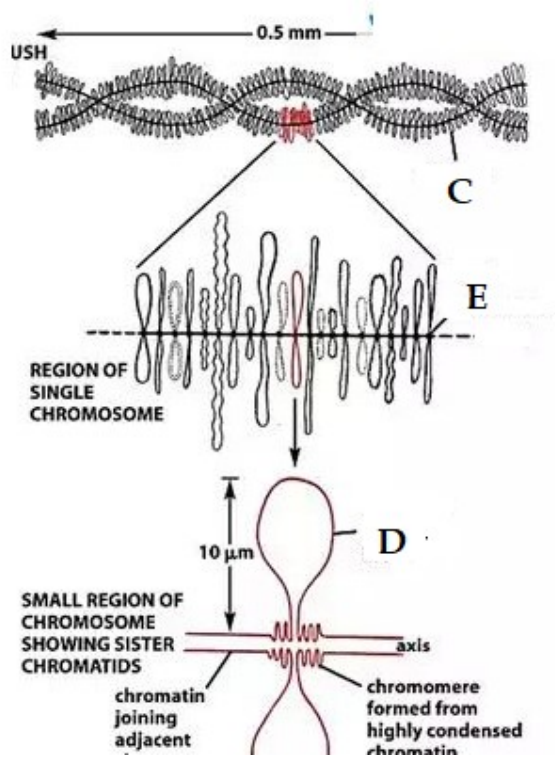
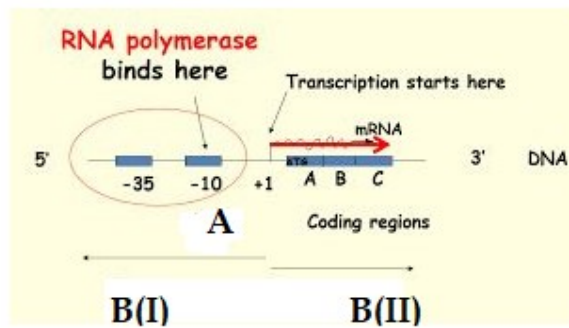
Paper: CC-11 (Molecular Biology)

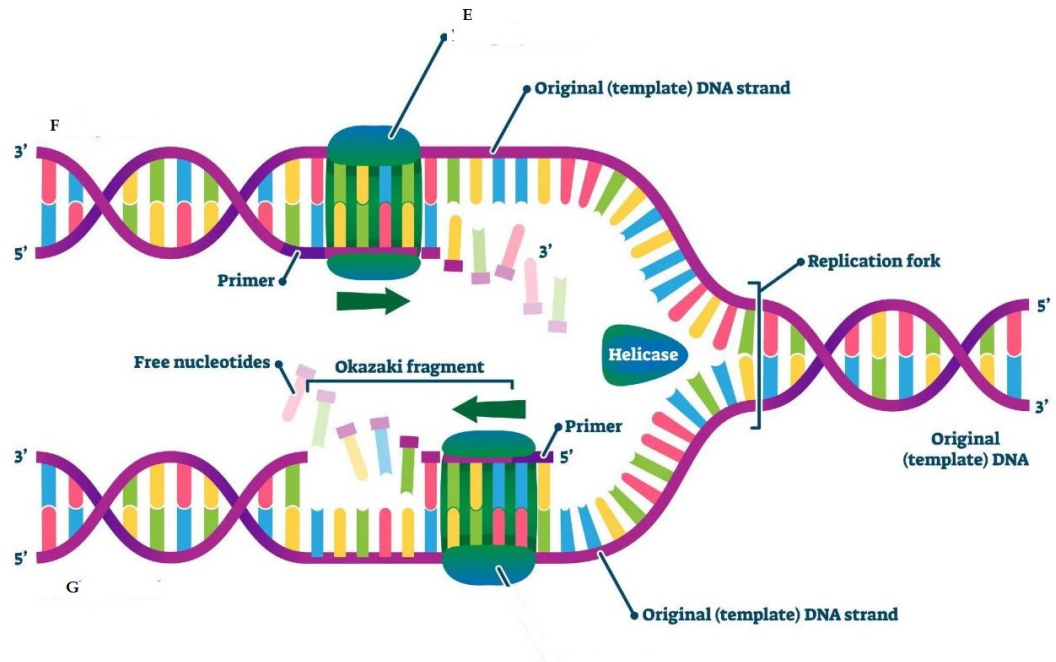
Full Marks: 20

Time: 2 hours

Roll no: 200341000029

- 1) Level the following two diagrams [A,B(i), B(ii), C, D, E, G,H] (Write with only number in answer script do not need to draw) (4)





- 2) Write two distinct features of Polytene and Lampbrush Chromosome? 2+2
- 3) Describe the principle and reagent required for isolation and quantification of genomic DNA using Spectrophotometer (A<sub>260</sub> measurement)? 4
- 4) What is antibiotic disc? 2
- 5) Describe the procedure of quantitative estimation of DNA by Spectrophotometric method? 2
- 6) Describe the procedure of slant and stab with suitable diagram? 2
- 7) Lab notebook 2



**B.Sc (Honours) Practical Examination 2022-2023**

**Department of Zoology**

Semester-V

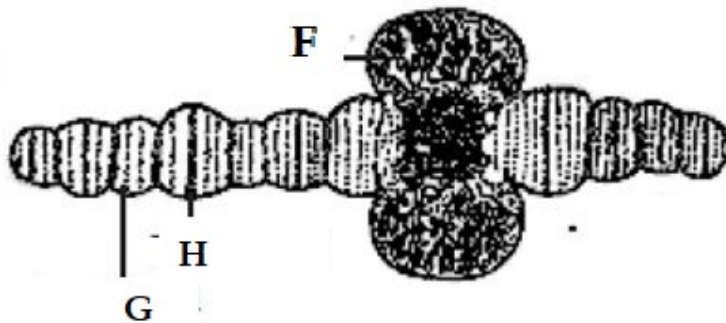
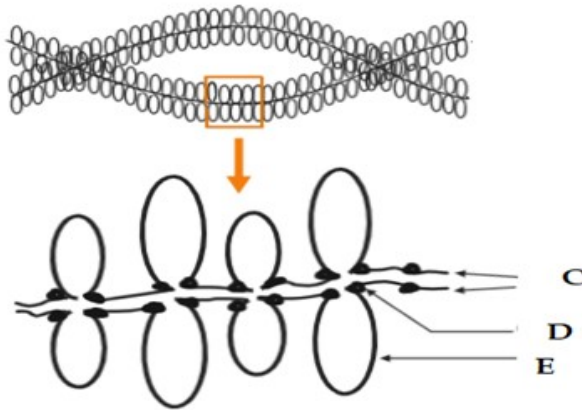
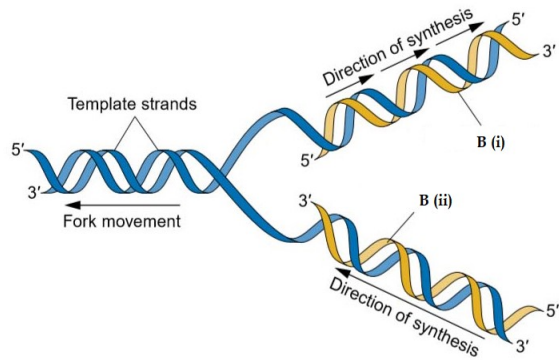
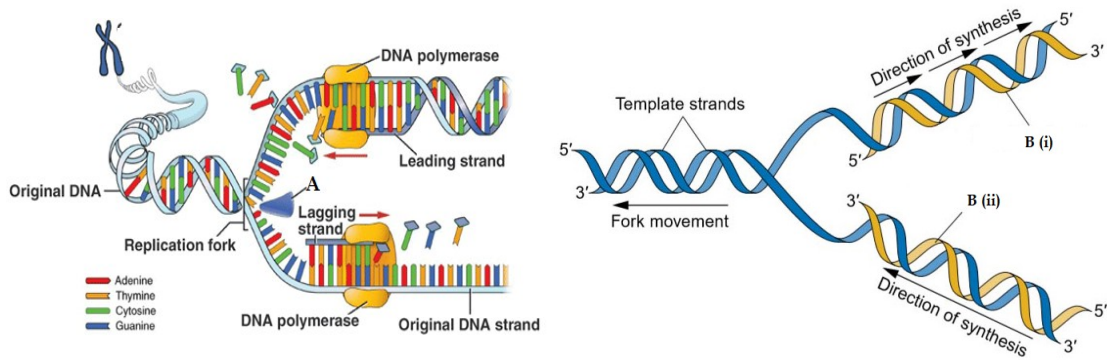
Paper: CC-11 (Molecular Biology)

Full Marks: 20

Time: 2 hours

Roll no: 200341000075

1. Level the following two diagrams [A,B(i), B(ii), C, D, E, G,H] (Write with only number in answer script do not need to draw) (4)



[P.T.O]

2. Write two distinct features of Polytene and Lampbrush Chromosome? 2+2
3. Describe the principle and reagent required for isolation and quantification of genomic DNA using Spectrophotometer (A<sub>260</sub> measurement)? 4
4. What is antibiotic disc? 2
5. Describe the procedure of quantitative estimation of DNA by Spectrophotometric method? 2
6. Describe the procedure of slant and stab with suitable diagram? 2
7. Lab notebook 2

**B.Sc (Honours) Practical Examination 2022-2023**

**Department of Zoology**

Semester-V

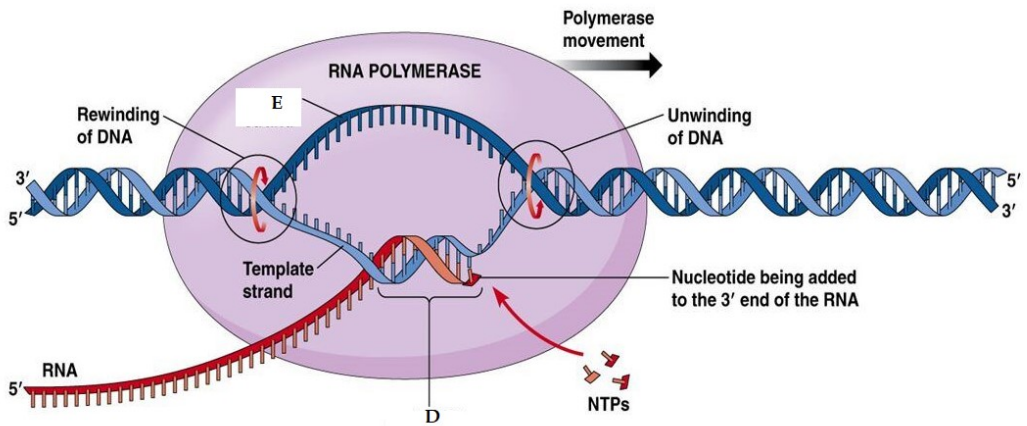
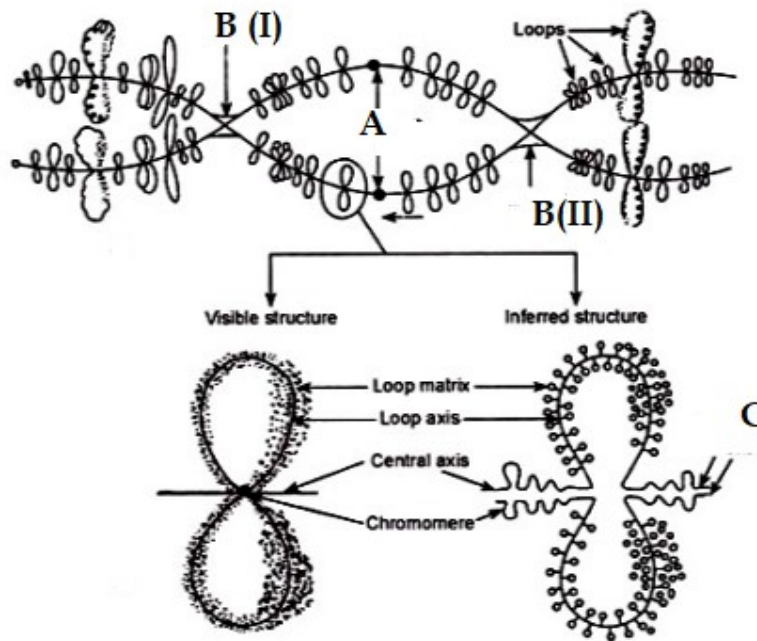
Paper: CC-11 (Molecular Biology)

Full Marks: 20

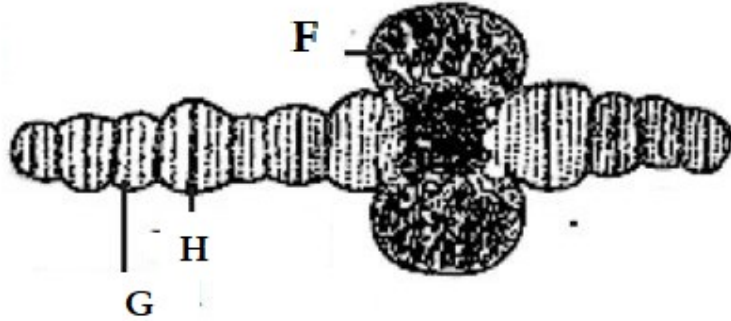
Time: 2 hours

Roll no: 200341000073

- 1) Level the following two diagrams [A,B(i), B(ii), C, D, E, G,H] (Write with only number in answer script do not need to draw) (4)



[P.T.O]



- 2) Write two distinct features of Polytene and Lampbrush Chromosome? 2+2
- 3) Describe the principle and reagent required for isolation and quantification of genomic DNA using Spectrophotometer (A<sub>260</sub> measurement)? 4
- 4) What is antibiotic disc? 2
- 5) Describe the procedure of quantitative estimation of DNA by Spectrophotometric method? 2
- 6) Describe the procedure of slant and stab with suitable diagram? 2
- 7) Lab notebook 2

B.Sc (Honours) Practical Examination 2022-2023

Department of Zoology

Semester-V

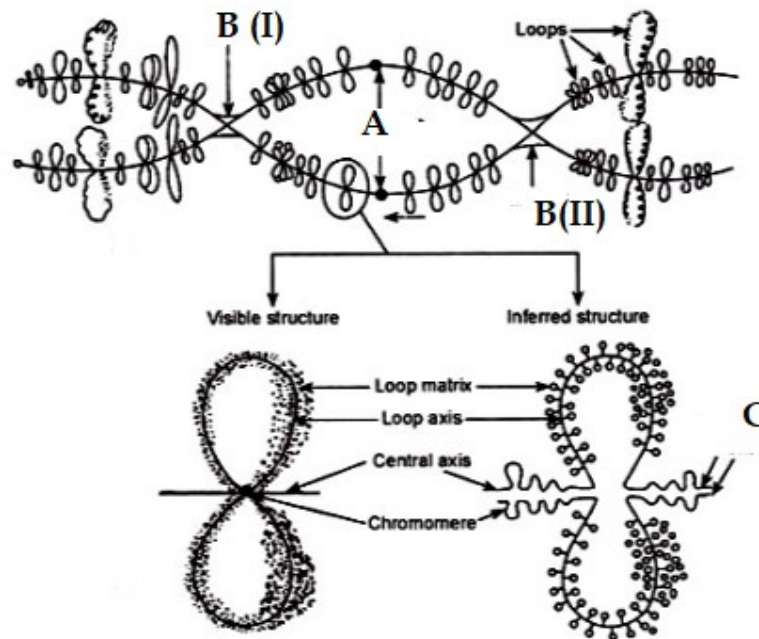
Paper: CC-11 (Molecular Biology)

Full Marks: 20

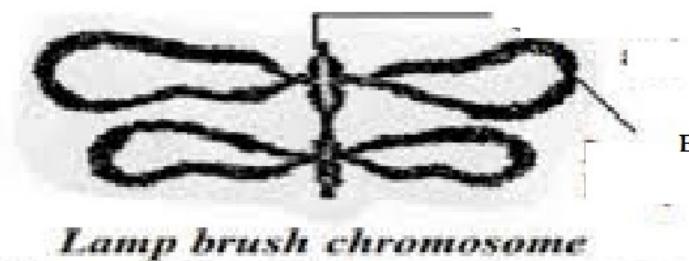
Time: 2 hours

Roll no: 200341000056

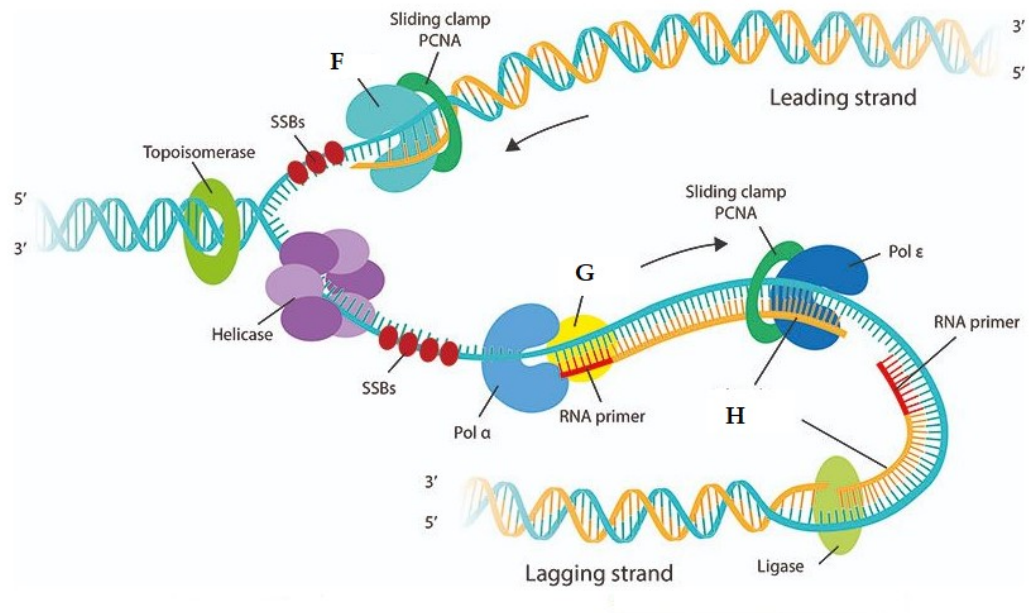
- 1) Level the following two diagrams [A,B(i), B(ii), C, D, E, G,H] (Write with only number in answer script do not need to draw) (4)



D



[P.T.O]



- 2) Write two distinct features of Polytene and Lampbrush Chromosome? 2+2
- 3) Describe the principle and reagent required for isolation and quantification of genomic DNA using Spectrophotometer (A<sub>260</sub> measurement)? 4
- 4) What is antibiotic disc? 2
- 5) Describe the procedure of quantitative estimation of DNA by Spectrophotometric method? 2
- 6) Describe the procedure of slant and stab with suitable diagram? 2
- 7) Lab notebook 2

B.Sc (Honours) Practical Examination 2022-2023

Department of Zoology

Semester-V

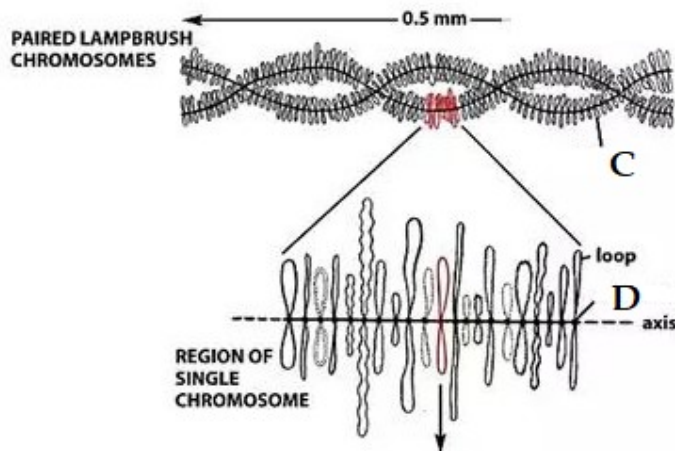
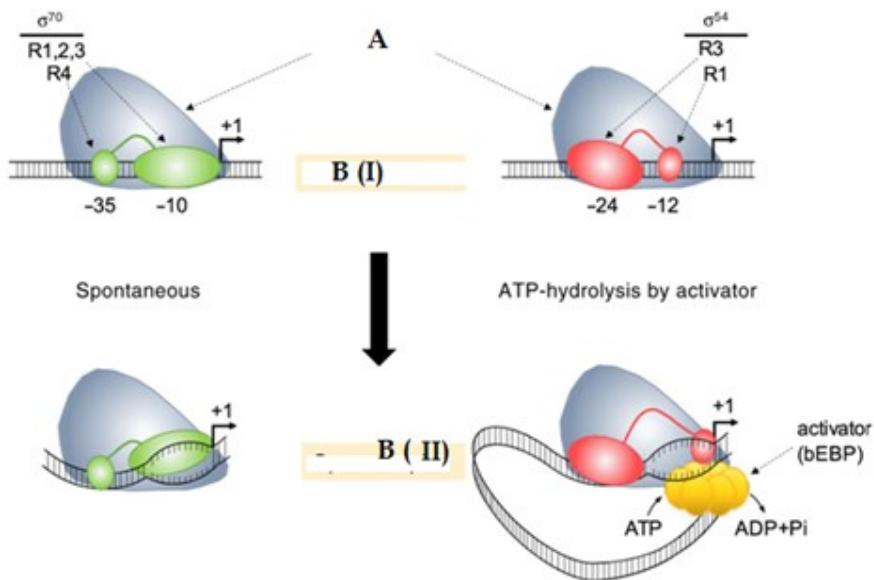
Paper: CC-11 (Molecular Biology)

Full Marks: 20

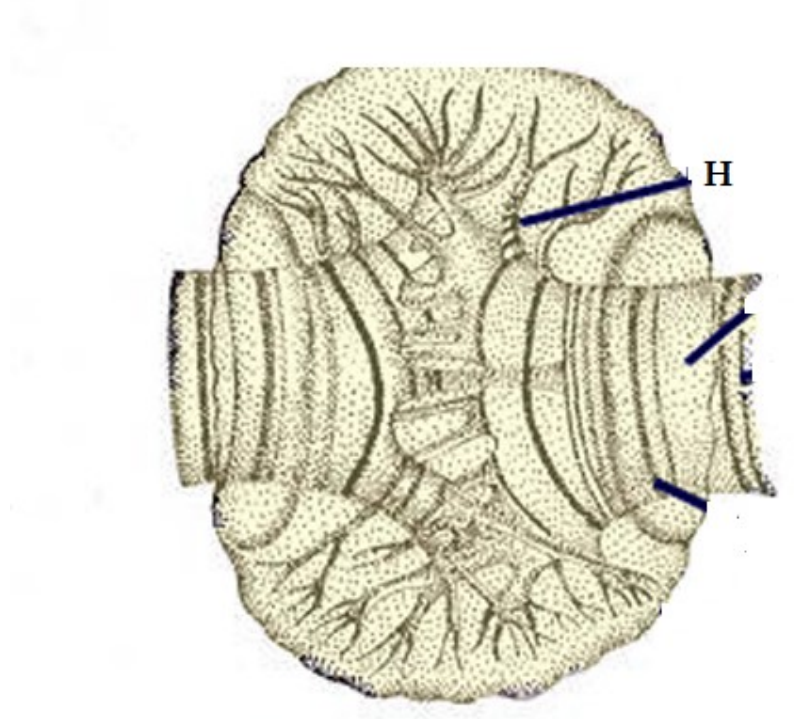
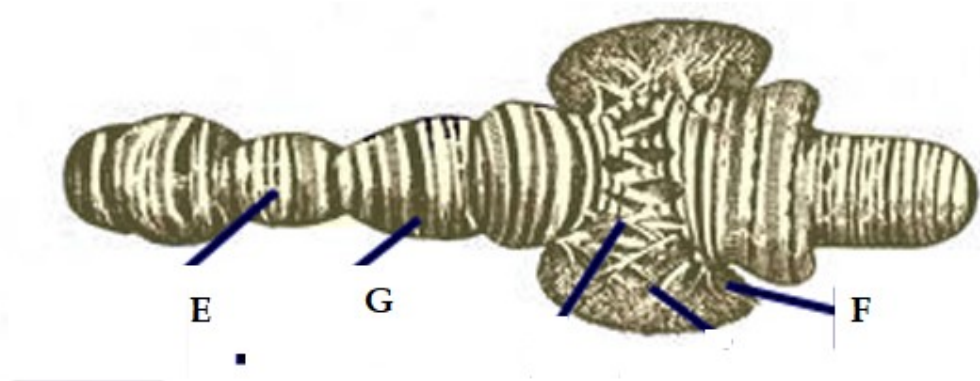
Time: 2 hours

Roll no: 200341000060

- 1) Level the following two diagrams [A,B(i), B(ii), C, D, E, G,H] (Write with only number in answer script do not need to draw) (4)



[P.T.O]



- 2) Write two distinct features of Polytene and Lampbrush Chromosome? 2+2
- 3) Describe the principle and reagent required for isolation and quantification of genomic DNA using Spectrophotometer (A<sub>260</sub> measurement)? 4
- 4) What is antibiotic disc? 2
- 5) Describe the procedure of quantitative estimation of DNA by Spectrophotometric method? 2
- 6) Describe the procedure of slant and stab with suitable diagram? 2
- 7) Lab notebook 2



# B.Sc (Honours) Practical Examination 2022-2023

## Department of Zoology

Semester-V

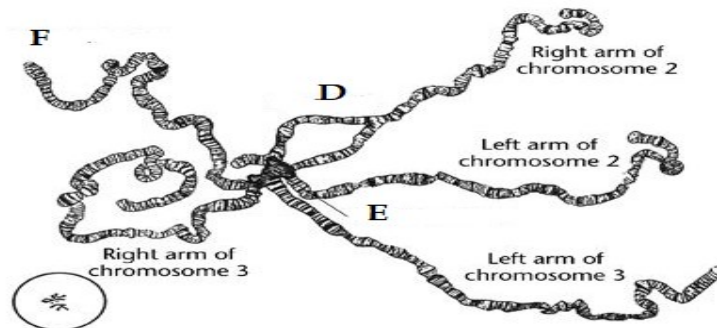
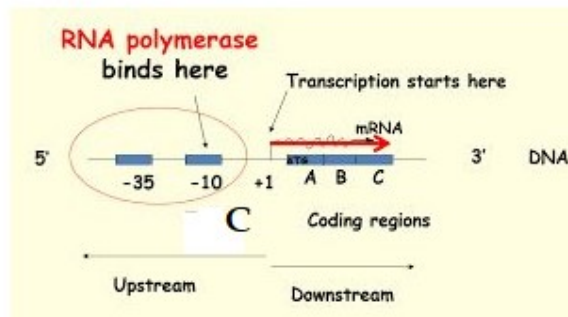
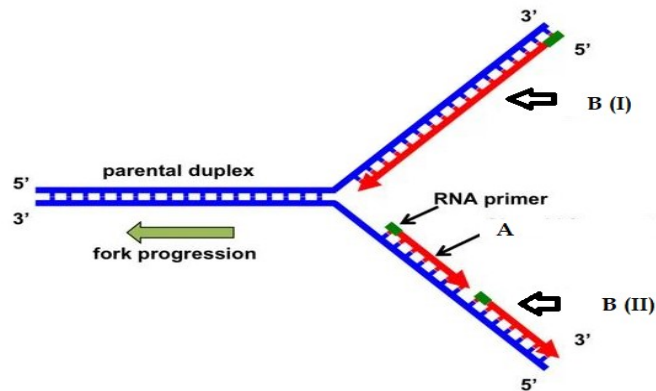
Paper: CC-11 (Molecular Biology)

Full Marks: 20

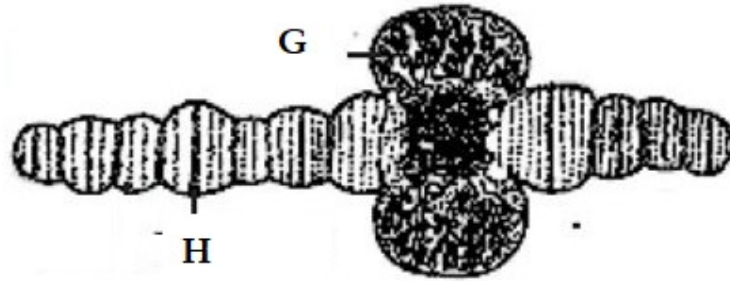
Time: 2 hours

Roll no: 200341000061

- 1) Level the following two diagrams [A,B(i), B(ii), C, D, E, G,H] (Write with only number in answer script do not need to draw) (4)



[P.T.O]



- 2) Write two distinct features of Polytene and Lampbrush Chromosome? 2+2
- 3) Describe the principle and reagent required for isolation and quantification of genomic DNA using Spectrophotometer (A<sub>260</sub> measurement)? 4
- 4) What is antibiotic disc? 2
- 5) Describe the procedure of quantitative estimation of DNA by Spectrophotometric method? 2
- 6) Describe the procedure of slant and stab with suitable diagram? 2
- 7) Lab notebook

# B.Sc (Honours) Practical Examination 2022-2023

## Department of Zoology

Semester-V

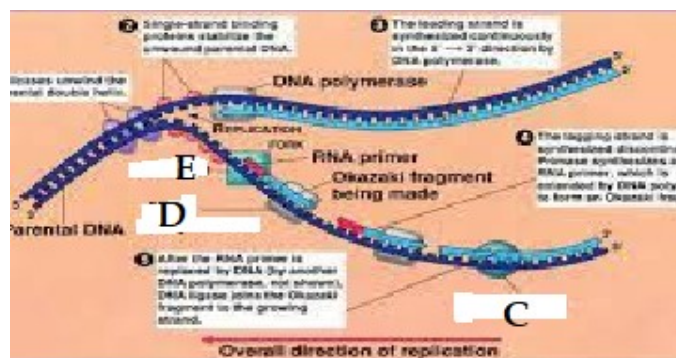
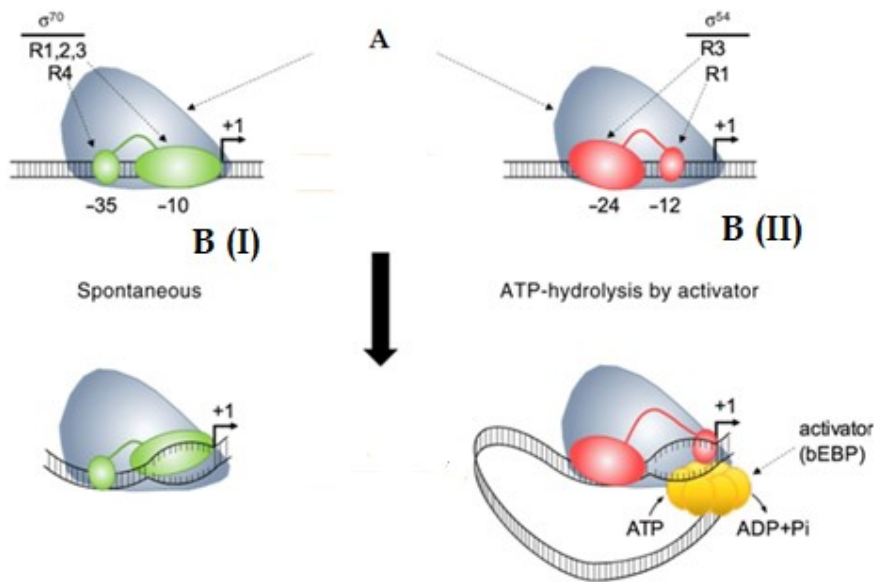
Paper: CC-11 (Molecular Biology)

Full Marks: 20

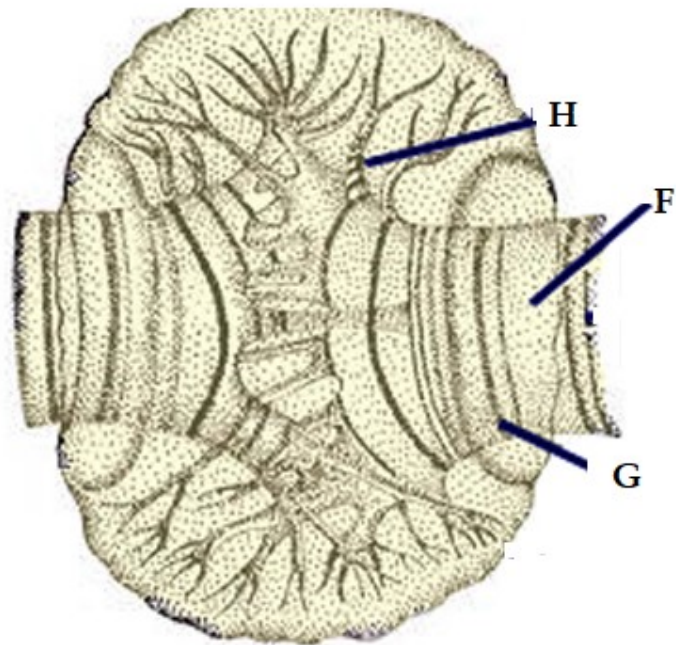
Time: 2 hours

Roll no: 200341000047

- 1) Level the following two diagrams [A,B(i), B(ii), C, D, E, G,H] (Write with only number in answer script do not need to draw) (4)



[P.T.O]



- 2) Write two distinct features of Polytene and Lampbrush Chromosome? 2+2
- 3) Describe the principle and reagent required for isolation and quantification of genomic DNA using Spectrophotometer (A<sub>260</sub> measurement)? 4
- 4) What is antibiotic disc? 2
- 5) Describe the procedure of quantitative estimation of DNA by Spectrophotometric method? 2
- 6) Describe the procedure of slant and stab with suitable diagram? 2
- 7) Lab notebook 2

**B.Sc (Honours) Practical Examination 2022-2023**

**Department of Zoology**

Semester-V

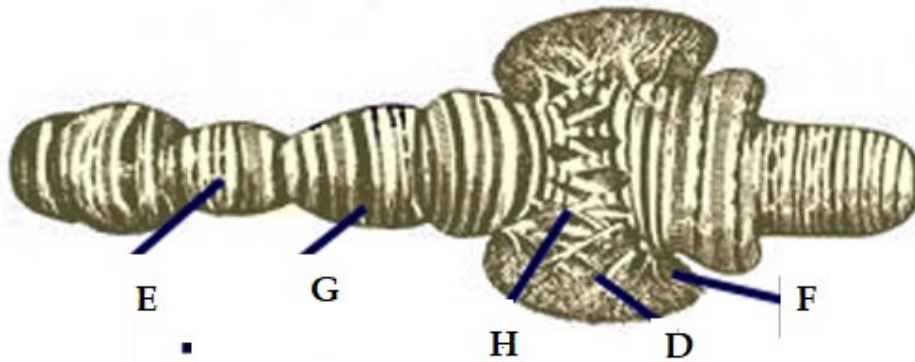
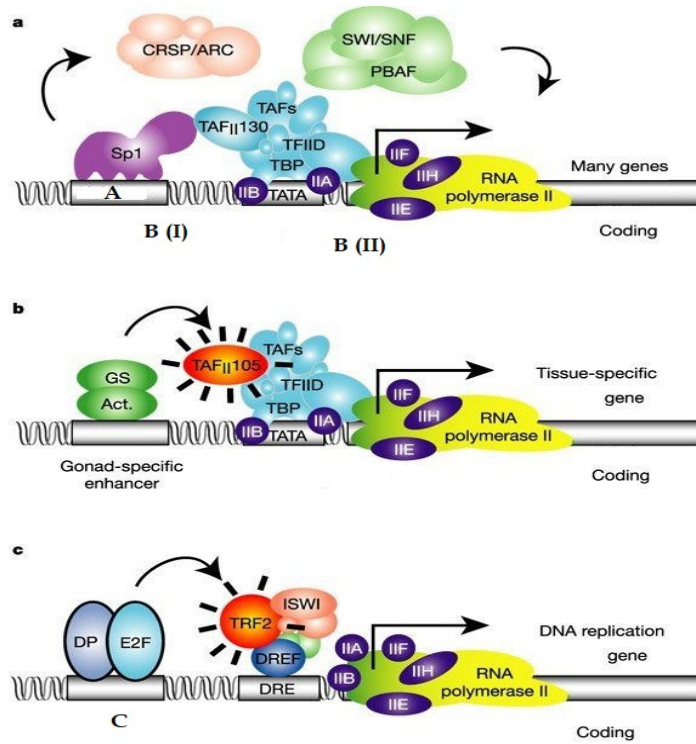
Paper: CC-11 (Molecular Biology)

Full Marks: 20

Time: 2 hours

Roll no: 200341000042

- 1) Level the following two diagrams [A,B(i), B(ii), C, D, E, G,H] (Write with only number in answer script do not need to draw) (4)



[P.T.O]

- 2) Write two distinct features of Polytene and Lampbrush Chromosome? 2+2
- 3) Describe the principle and reagent required for isolation and quantification of genomic DNA using Spectrophotometer (A<sub>260</sub> measurement)? 4
- 4) What is antibiotic disc? 2
- 5) Describe the procedure of quantitative estimation of DNA by Spectrophotometric method? 2
- 6) Describe the procedure of slant and stab with suitable diagram? 2
- 7) Lab notebook 02

# B.Sc (Honours) Practical Examination 2022-2023

## Department of Zoology

Semester-V

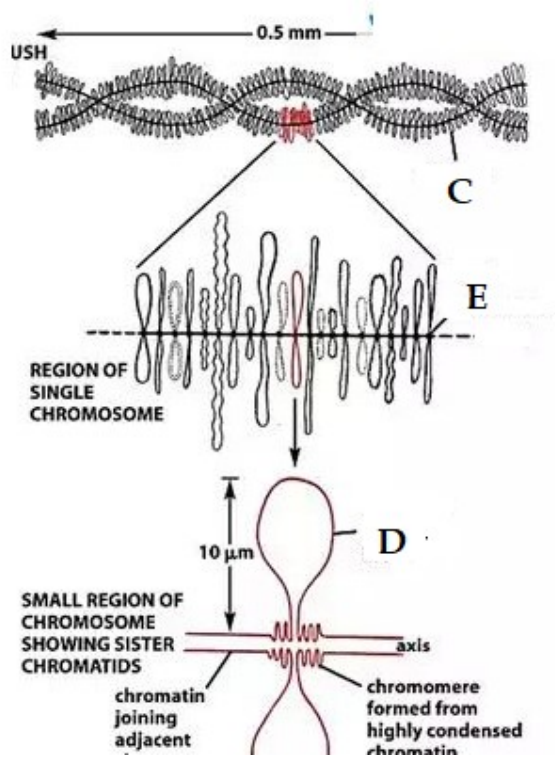
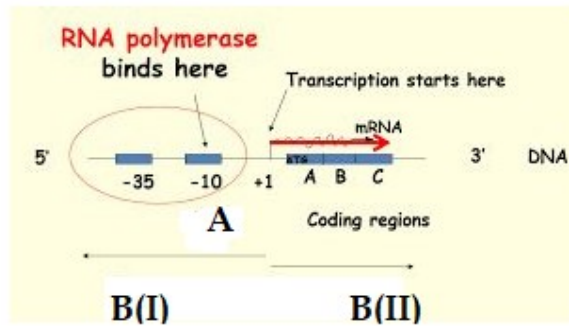
Paper: CC-11 (Molecular Biology)

Full Marks: 20

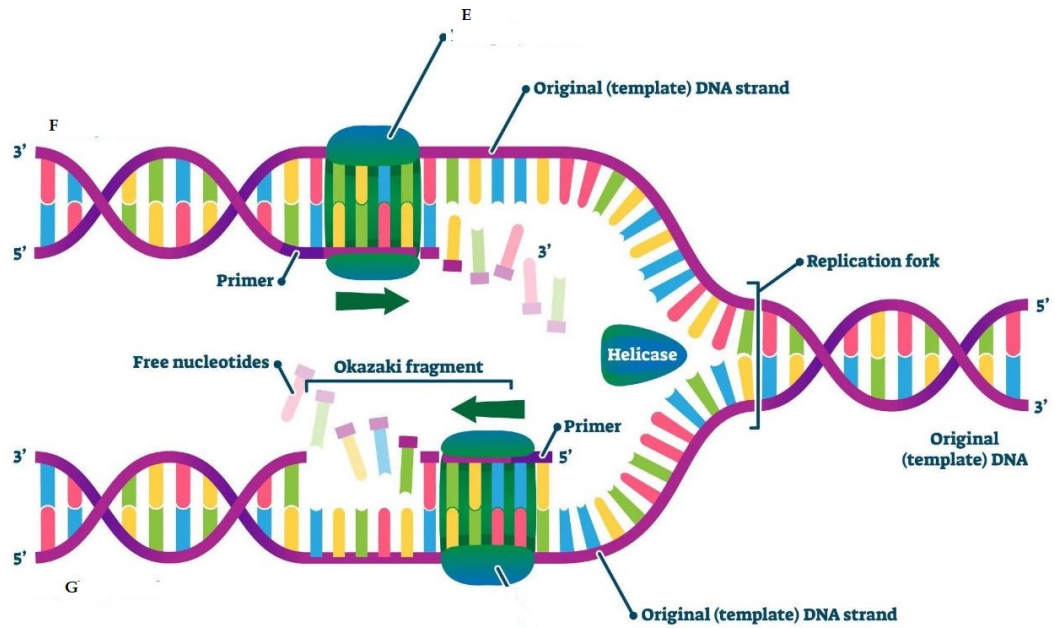
Time: 2 hours

Roll no: 200341000044

- 1) Level the following two diagrams [A,B(i), B(ii), C, D, E, G,H] (Write with only number in answer script do not need to draw) (4)



[P.T.O]



- 2) Write two distinct features of Polytene and Lampbrush Chromosome? 2+2
- 3) Describe the principle and reagent required for isolation and quantification of genomic DNA using Spectrophotometer (A<sub>260</sub> measurement)? 4
- 4) What is antibiotic disc? 2
- 5) Describe the procedure of quantitative estimation of DNA by Spectrophotometric method? 2
- 6) Describe the procedure of slant and stab with suitable diagram? 2
- 7) Lab notebook 02



# B.Sc (Honours) Practical Examination 2022-2023

## Department of Zoology

Semester-V

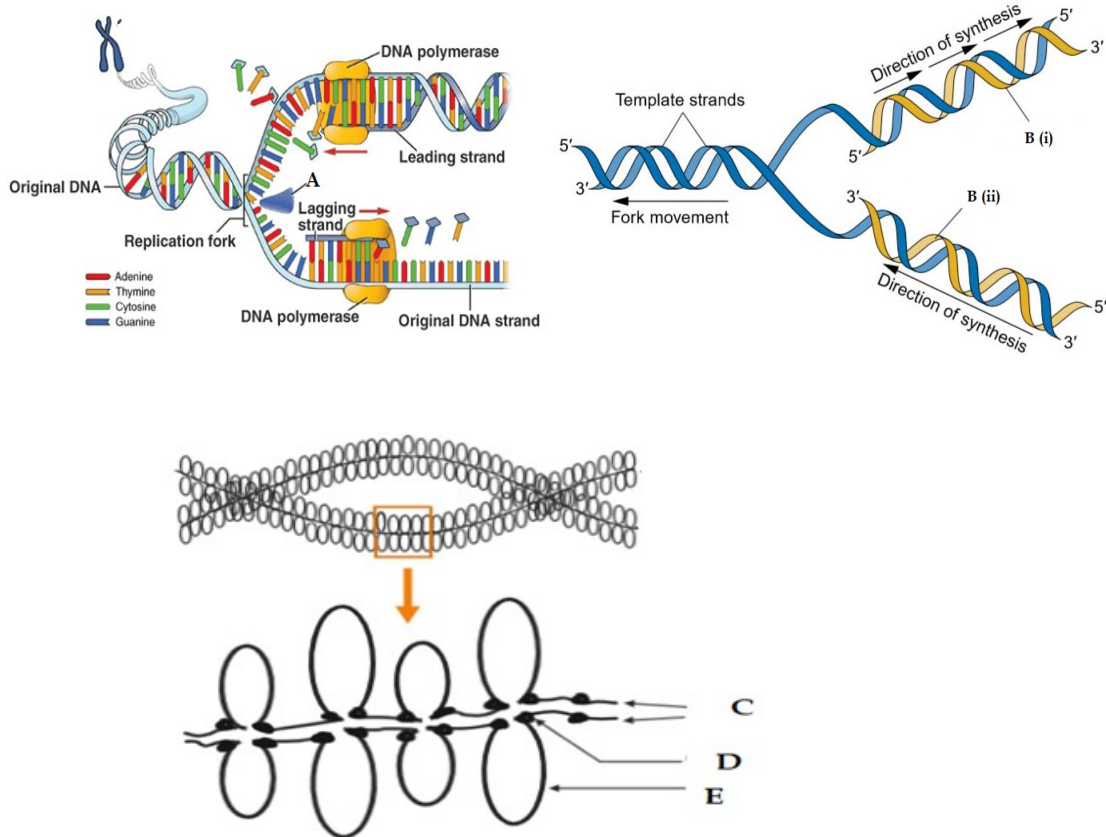
Paper: CC-11 (Molecular Biology)

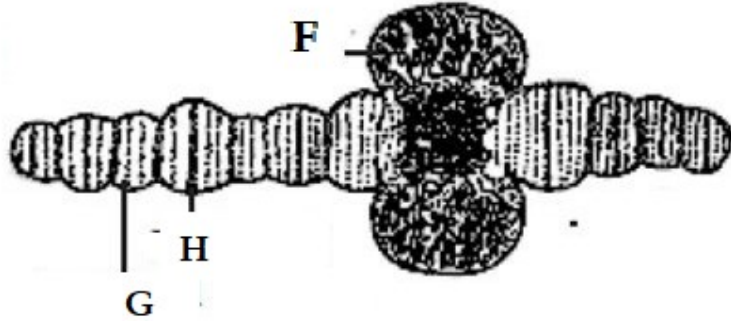
Full Marks: 20

Time: 2 hours

### SET -1

1. Level the following two diagrams [A,B(i), B(ii), C, D, E, G,H] (Write with only number in answer script do not need to draw) (4)





[P.T.O]

2. Write two distinct features of Polytene and Lampbrush Chromosome? 2+2
3. Describe the principle and reagent required for isolation and quantification of genomic DNA using Spectrophotometer ( $A_{260}$  measurement)? 4
4. What is antibiotic disc? 2
5. Describe the procedure of quantitative estimation of DNA by Spectrophotometric method? 2
6. Describe the procedure of slant and stab with suitable diagram? 2
7. Lab notebook 02

B.Sc (Honours) Practical Examination 2022-2023

Department of Zoology

Semester-V

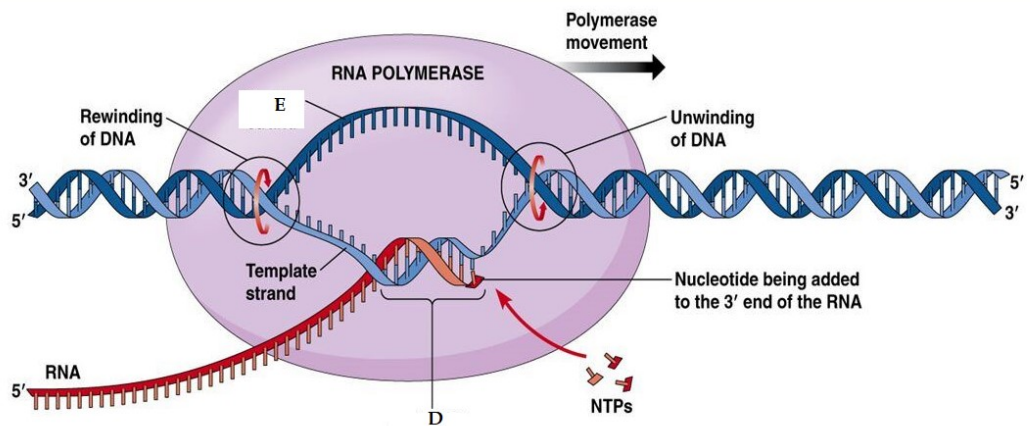
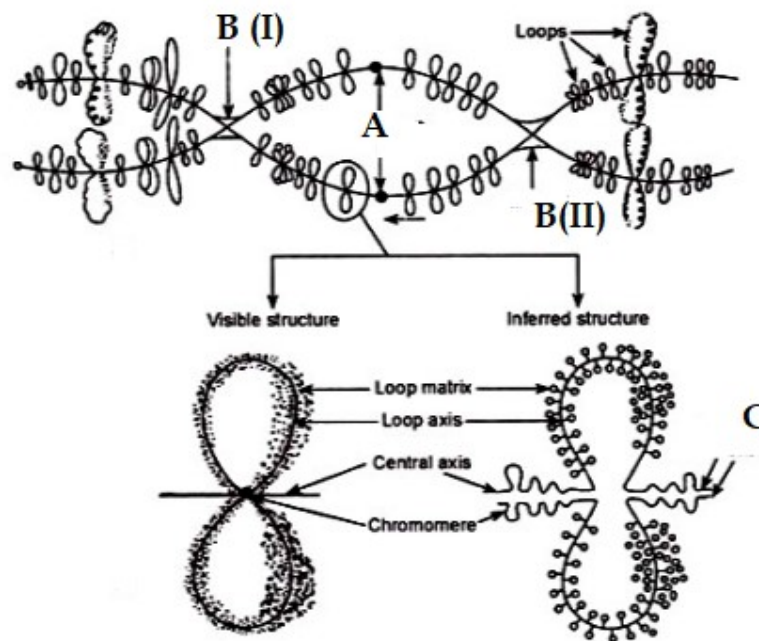
Paper: CC-11 (Molecular Biology)

Full Marks: 20

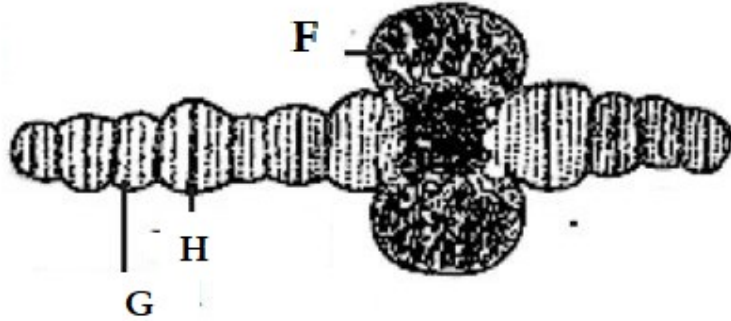
Time: 2 hours

Set-2

- 1) Level the following two diagrams [A,B(i), B(ii), C, D, E, G,H] (Write with only number in answer script do not need to draw) (4)



[P.T.O]



- 2) Write two distinct features of Polytene and Lampbrush Chromosome? 2+2
- 3) Describe the principle and reagent required for isolation and quantification of genomic DNA using Spectrophotometer (A<sub>260</sub> measurement)? 4
- 4) What is antibiotic disc? 2
- 5) Describe the procedure of quantitative estimation of DNA by Spectrophotometric method? 2
- 6) Describe the procedure of slant and stab with suitable diagram? 2
- 7) Lab notebook 02

B.Sc (Honours) Practical Examination 2022-2023

Department of Zoology

Semester-V

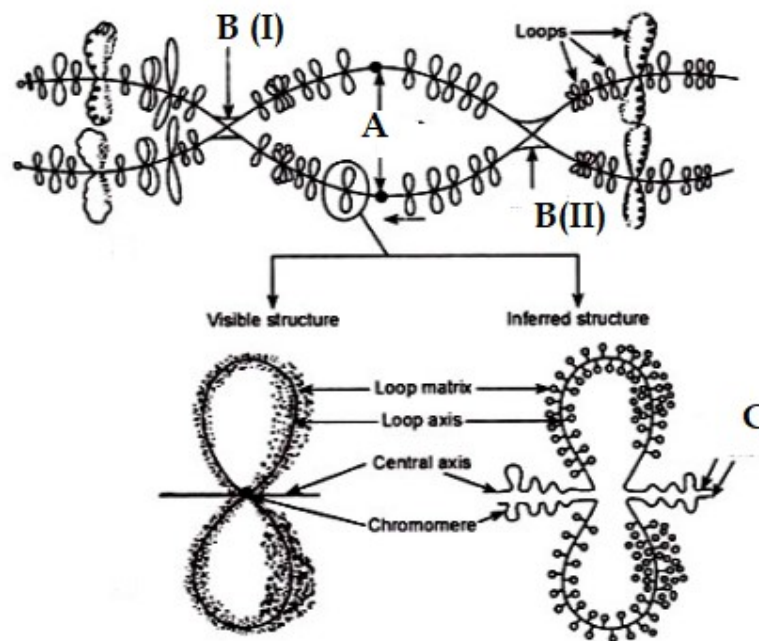
Paper: CC-11 (Molecular Biology)

Full Marks: 20

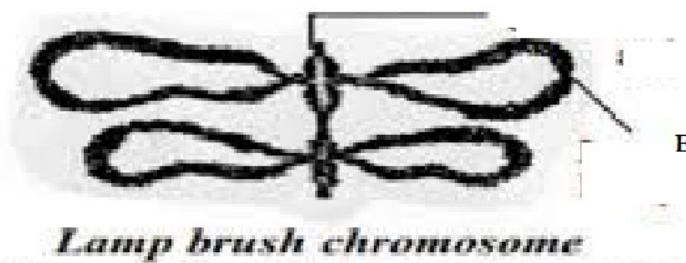
Time: 2 hours

Set-3

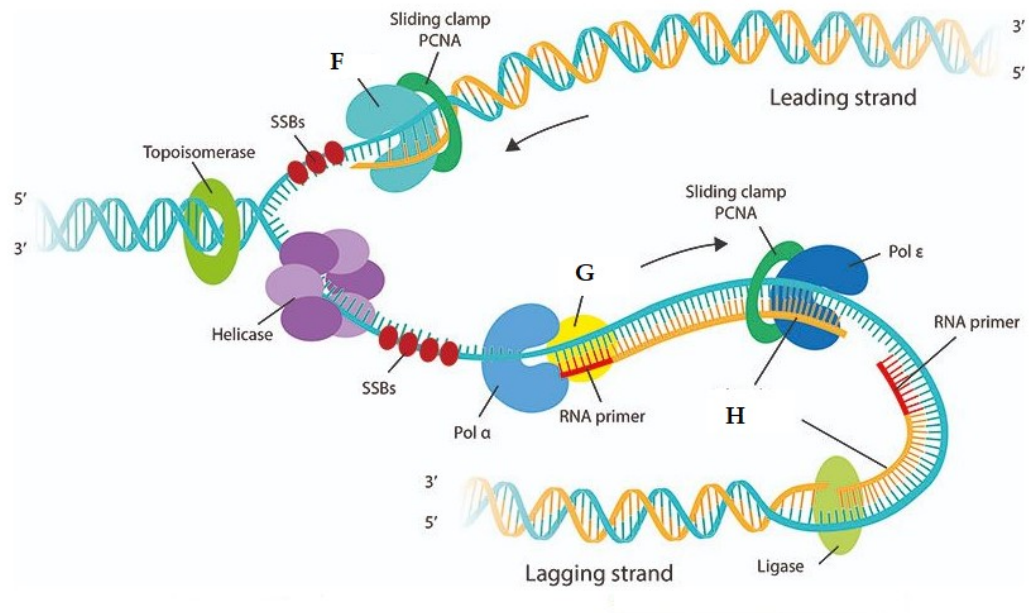
- 1) Level the following two diagrams [A,B(i), B(ii), C, D, E, G,H] (Write with only number in answer script do not need to draw) (4)



D



[P.T.O]



- 2) Write two distinct features of Polytene and Lampbrush Chromosome? 2+2
- 3) Describe the principle and reagent required for isolation and quantification of genomic DNA using Spectrophotometer (A<sub>260</sub> measurement)? 4
- 4) What is antibiotic disc? 2
- 5) Describe the procedure of quantitative estimation of DNA by Spectrophotometric method? 2
- 6) Describe the procedure of slant and stab with suitable diagram? 2
- 7) Lab notebook 02

# B.Sc (Honours) Practical Examination 2022-2023

## Department of Zoology

Semester-V

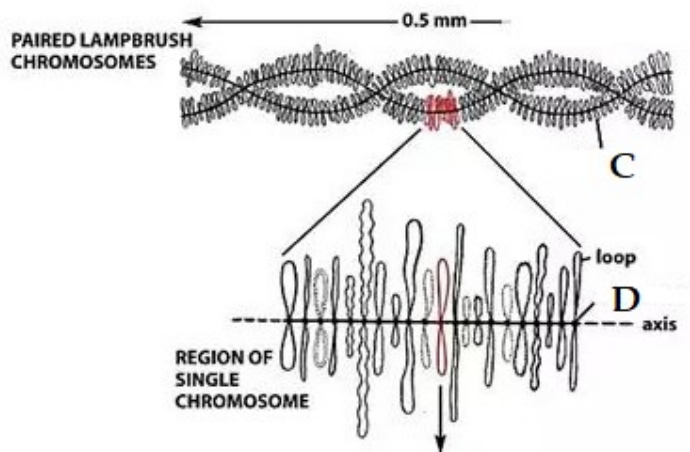
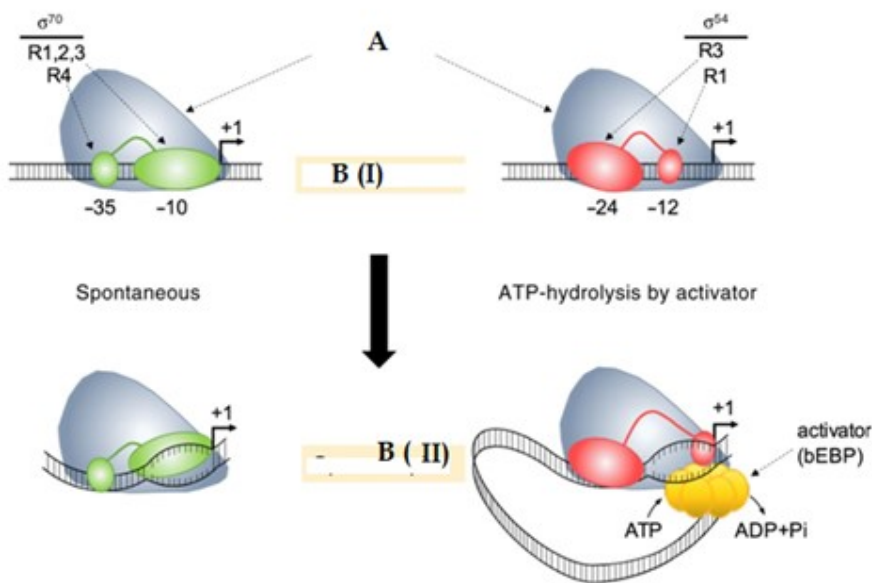
Paper: CC-11 (Molecular Biology)

Full Marks: 20

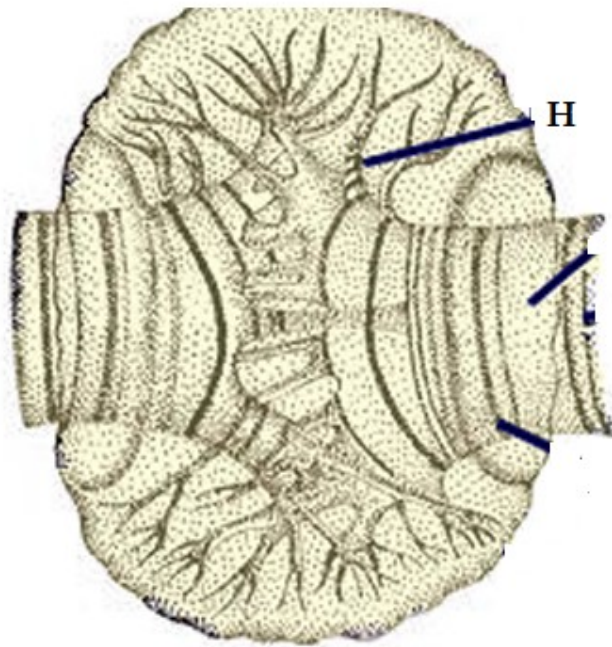
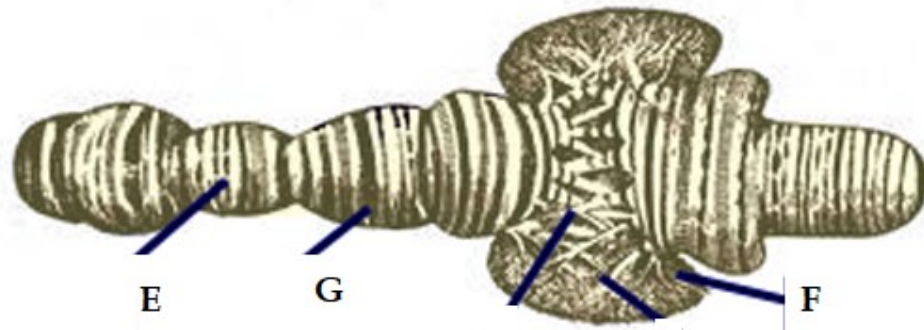
Time: 2 hours

Set-4

- 1) Level the following two diagrams [A,B(i), B(ii), C, D, E, G,H] (Write with only number in answer script do not need to draw) (4)



[P.T.O]



- 2) Write two distinct features of Polytene and Lampbrush Chromosome? 2+2
- 3) Describe the principle and reagent required for isolation and quantification of genomic DNA using Spectrophotometer (A<sub>260</sub> measurement)? 4
- 4) What is antibiotic disc? 2
- 5) Describe the procedure of quantitative estimation of DNA by Spectrophotometric method? 2
- 6) Describe the procedure of slant and stab with suitable diagram? 2
- 7) Lab notebook 02



# B.Sc (Honours) Practical Examination 2022-2023

## Department of Zoology

Semester-V

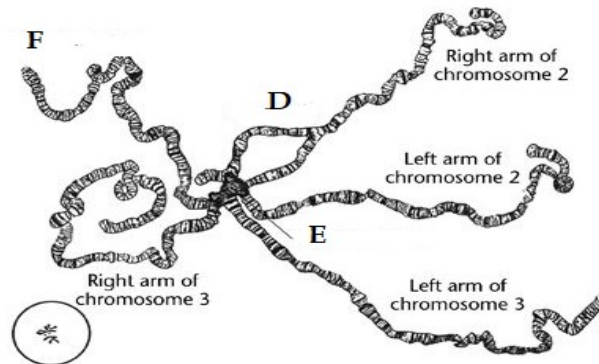
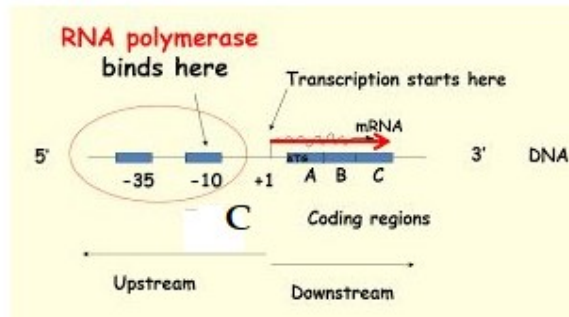
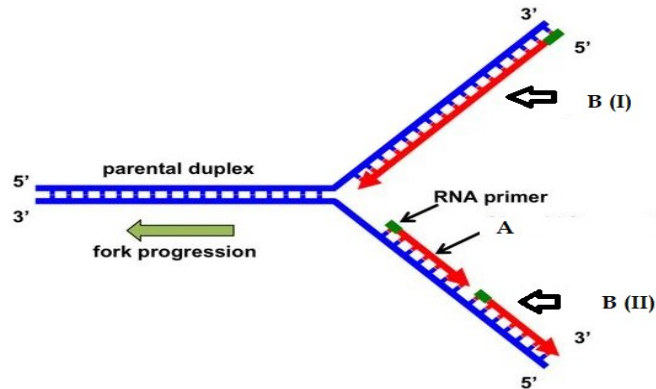
Paper: CC-11 (Molecular Biology)

Full Marks: 20

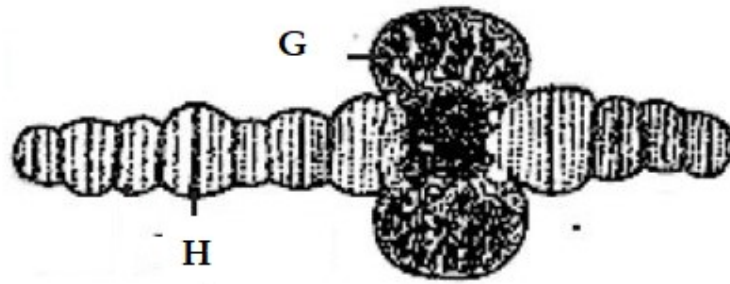
Time: 2 hours

Set-5

- 1) Level the following two diagrams [A,B(i), B(ii), C, D, E, G,H] (Write with only number in answer script do not need to draw) (4)



[P.T.O]



- 2) Write two distinct features of Polytene and Lampbrush Chromosome? 2+2
- 3) Describe the principle and reagent required for isolation and quantification of genomic DNA using Spectrophotometer (A<sub>260</sub> measurement)? 4
- 4) What is antibiotic disc? 2
- 5) Describe the procedure of quantitative estimation of DNA by Spectrophotometric method? 2
- 6) Describe the procedure of slant and stab with suitable diagram?2
- 7) Lab notebook 02

B.Sc (Honours) Practical Examination 2022-2023

Department of Zoology

Semester-V

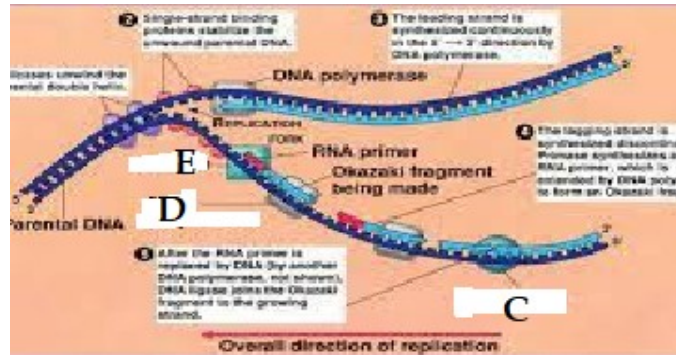
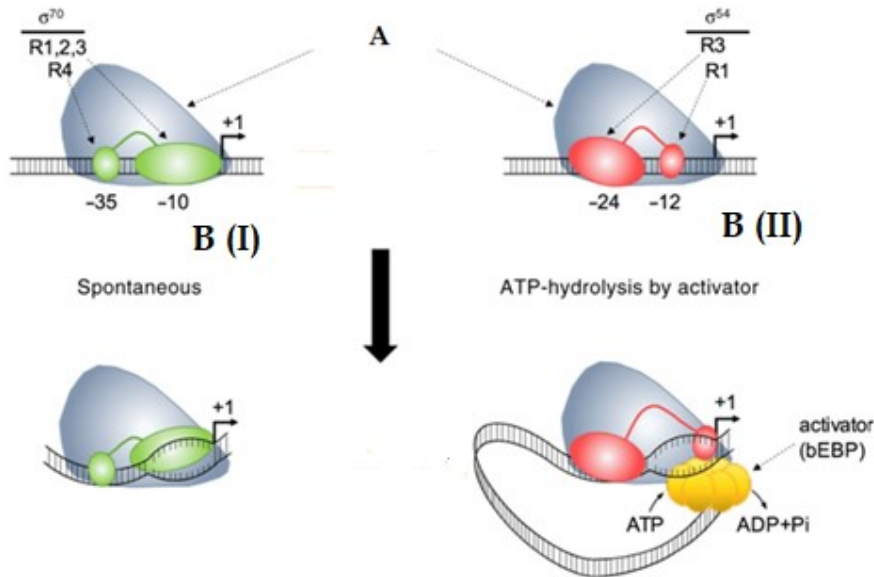
Paper: CC-11 (Molecular Biology)

Full Marks: 20

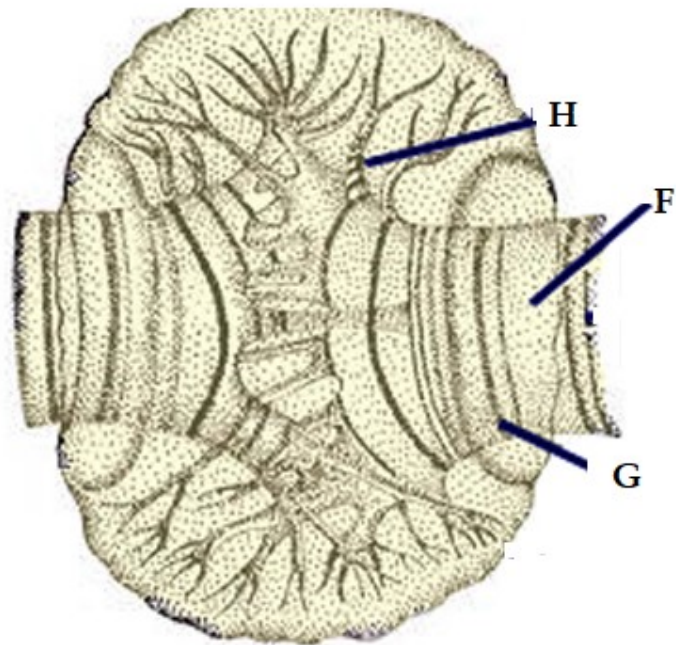
Time: 2 hours

Set-6

1) Level the following two diagrams [A,B(i), B(ii), C, D, E, G,H] (Write with only number in answer script do not need to draw) (4)



[P.T.O]



- 2) Write two distinct features of Polytene and Lampbrush Chromosome? 2+2
- 3) Describe the principle and reagent required for isolation and quantification of genomic DNA using Spectrophotometer (A260 measurement)? 4
- 4) What is antibiotic disc? 2
- 5) Describe the procedure of quantitative estimation of DNA by Spectrophotometric method? 2
- 6) Describe the procedure of slant and stab with suitable diagram? 2
- 7) Lab notebook 02

B.Sc (Honours) Practical Examination 2022-2023

Department of Zoology

Semester-V

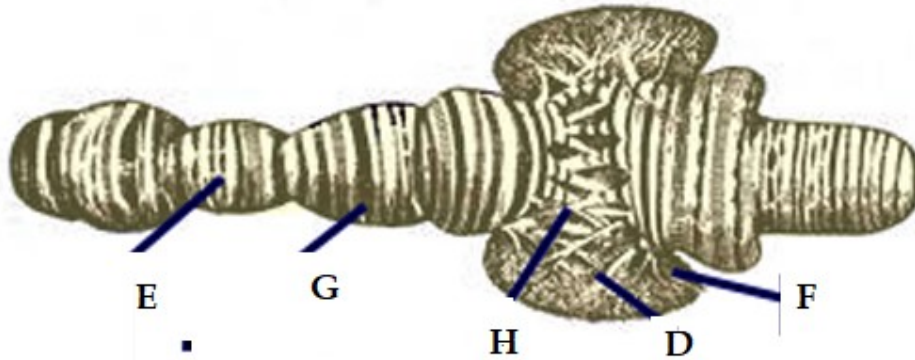
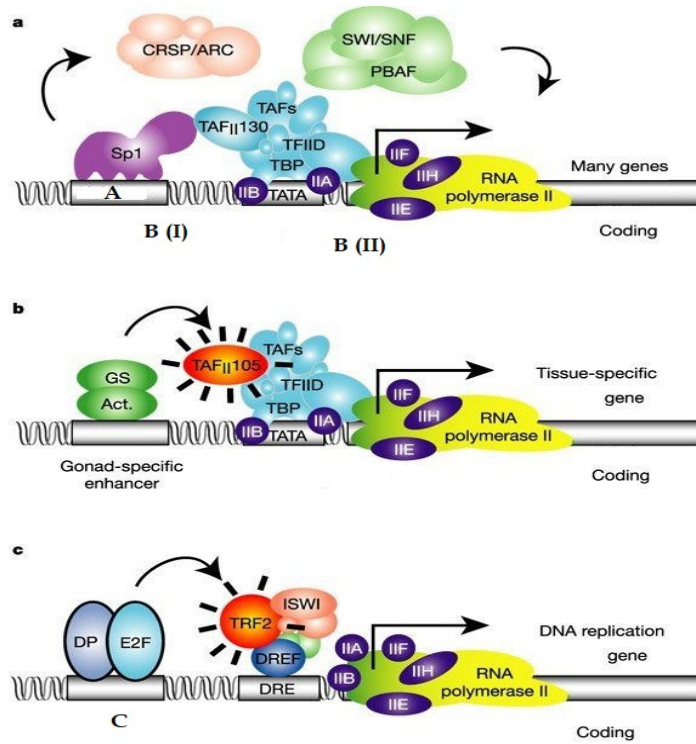
Paper: CC-11 (Molecular Biology)

Full Marks: 20

Time: 2 hours

Set-7

- 1) Level the following two diagrams [A,B(i), B(ii), C, D, E, G,H] (Write with only number in answer script do not need to draw) (4)



[P.T.O]

- 2) Write two distinct features of Polytene and Lampbrush Chromosome? 2+2
- 3) Describe the principle and reagent required for isolation and quantification of genomic DNA using Spectrophotometer (A<sub>260</sub> measurement)? 4
- 4) What is antibiotic disc? 2
- 5) Describe the procedure of quantitative estimation of DNA by Spectrophotometric method? 2
- 6) Describe the procedure of slant and stab with suitable diagram? 2
- 7) Lab notebook 02

# B.Sc (Honours) Practical Examination 2022-2023

## Department of Zoology

Semester-V

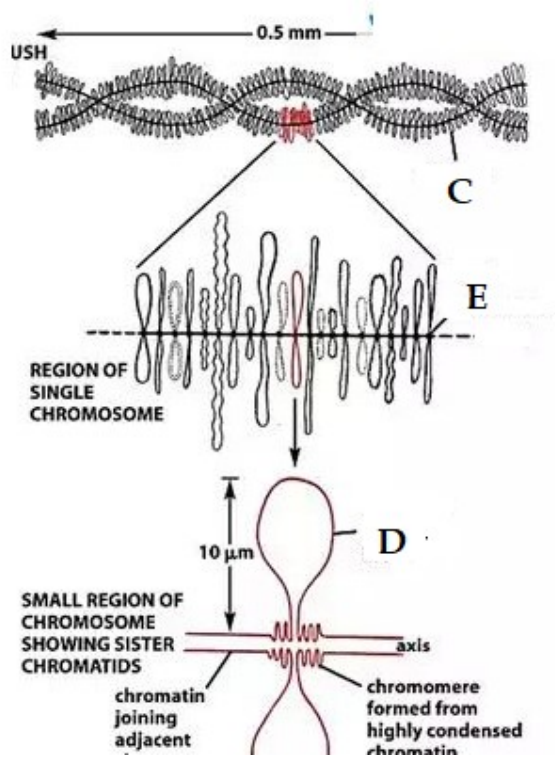
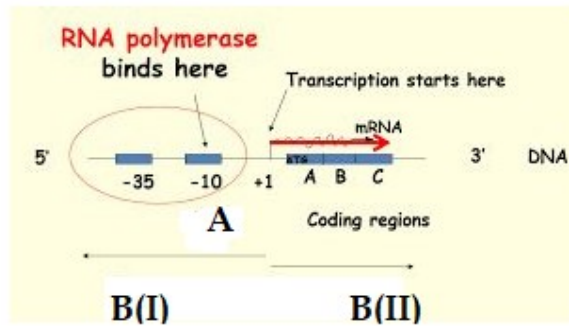
Paper: CC-11 (Molecular Biology)

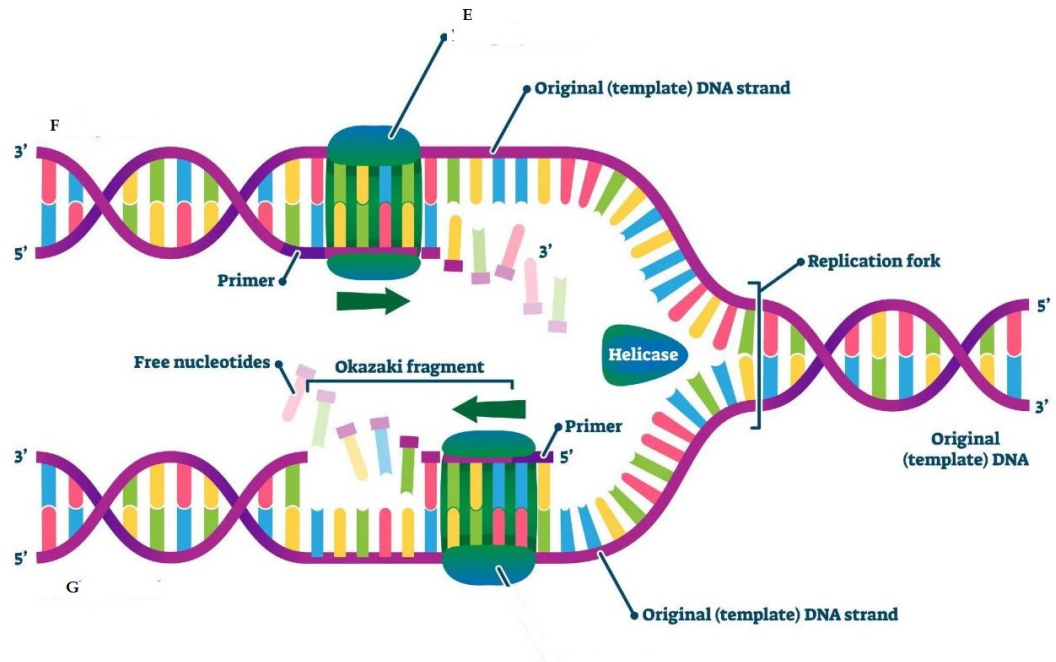
Full Marks: 20

Time: 2 hours

### SET-8

- 1) Level the following two diagrams [A,B(i), B(ii), C, D, E, G,H] (Write with only number in answer script do not need to draw) (4)





- 2) Write two distinct features of Polytene and Lampbrush Chromosome? 2+2
- 3) Describe the principle and reagent required for isolation and quantification of genomic DNA using Spectrophotometer (A<sub>260</sub> measurement)? 4
- 4) What is antibiotic disc? 2
- 5) Describe the procedure of quantitative estimation of DNA by Spectrophotometric method? 2
- 6) Describe the procedure of slant and stab with suitable diagram? 2
- 7) Lab notebook 02